



COUNTY OF RIVERSIDE

2003

AGRICULTURAL  
PRODUCTION REPORT



JOHN SNYDER  
Agricultural Commissioner  
Sealer of Weights & Measures

OFFICE OF THE  
AGRICULTURAL COMMISSIONER

P.O. BOX 1089  
RIVERSIDE CA 92502-1089  
PHONE (909) 955-3000  
FAX (909) 955-3012

WEIGHTS & MEASURES OFFICE  
P.O. BOX 1480  
RIVERSIDE CA 92502-1480  
PHONE (909) 955-3030  
FAX (909) 276-4728

A.G. Kawamura, Secretary  
California Department of Food and Agriculture

And

The Honorable Board of Supervisors of Riverside County

Roy Wilson, Chairman, District IV

Bob Buster, District I  
John Tavaglione, District II

Jim Venable, District III  
Marion Ashley, District V

I am pleased to submit the 2003 Agricultural Production Report for the acreage, yield, and gross valuation of agricultural crops and livestock in Riverside County.

This year's Agricultural Production Report represents a total gross valuation of \$1,067,367,300, which is an increase of \$3,889,200 (.4%) from the 2002 gross value. The gross value for agricultural crops was \$779,458,700, an increase of \$11,909,300 (1.5%) from the previous year. The value of livestock and poultry production was \$287,908,600, a decrease of \$8,020,100 (2.7%) from the 2002 value.

Significant for 2003 was Nursery stock production replacing Milk as the top crop valuation in the county. Nursery production value increased 12% last year to 205.8 Million, while Milk was down 10.4% to 204.1 Million. Other valuation changes included: Eggs up 22.3%, Avocados up 64.3%, Cotton up 52.1%, Table Grapes up 11.7%, Vegetables down 17% and Alfalfa down 17.4%.

It must be emphasized that this report reflects a gross return and in no way represents a measure of profit or loss to the producer. Leading agricultural economists agree that every dollar received by farmers in Riverside County in 2003, has the financial impact of three times that amount. Therefore, \$1,067,367,300 becomes more than \$3,202,101,900 revenue generated into the local economy.

I wish to express my sincere appreciation to the producers, processors, and agencies that have provided the information necessary for the compilation of this report. I would also like to express my gratitude to all the members of my staff for their contribution toward the preparation of this report.


Respectfully submitted,

*John Snyder*

John Snyder  
Agricultural Commissioner/  
Sealer of Weights & Measures

# TABLE OF CONTENTS

|  |     |
|--|-----|
| CITRUS CROPS   | 1   |
| TREE AND VINE CROPS                                  | 2   |
| VEGETABLE, MELON AND MISCELLANEOUS CROPS             | 3-5 |
| FIELD AND SEED CROPS                                 | 5-6 |
| LIVESTOCK AND POULTRY                                | 7   |
| LIVESTOCK AND POULTRY PRODUCTS                       | 7   |
| AQUACULTURE  | 7   |
| NURSERY STOCK PRODUCTION                             | 8   |
| APICULTURE   | 8   |
| SUMMARIES  |     |
| DISTRICT VALUATIONS – AG CROPS                       | 9   |
| ACREAGE STATISTICS                                   | 9   |
| TOTAL VALUATION – F.O.B.                             | 9   |
| RIVERSIDE COUNTY LEADING AGRICULTURAL VALUATIONS     | 10  |
| CALIFORNIA’S LEADING AGRICULTURAL VALUATION COUNTIES | 10  |
| COUNTY AGRICULTURAL PRODUCTION VALUES 1988-2003      | 11  |
| NURSERY PRODUCTION VALUATION 1988-2003               | 12  |
| PHYTOSANITARY EXPORT CERTIFICATION                   | 13  |
| SUSTAINABLE AGRICULTURE REPORT                       | 14  |
| STAFF MEMBERS  | 15  |



## CITRUS CROPS

|                         | Year        | Planted<br>Acreage | Harvested<br>Acreage | Production  |                  | Value           |              |                      |
|-------------------------|-------------|--------------------|----------------------|-------------|------------------|-----------------|--------------|----------------------|
|                         |             |                    |                      | Per<br>Acre | Total            | Unit            | Per<br>Unit  | Total                |
| <b>Grapefruit-Ruby</b>  | <b>2003</b> | <b>4,953</b>       | <b>4,943</b>         | <b>948</b>  | <b>4,685,964</b> | <b>34 lbs</b>   | <b>5.84</b>  | <b>27,366,000</b>    |
| <b>By-Products</b>      | <b>2003</b> |                    |                      | <b>281</b>  | <b>1,388,983</b> |                 | <b>0.35</b>  | <b>486,100</b>       |
| Grapefruit-Ruby         | 2002        | 5,269              | 4,931                | 696         | 3,431,976        | 34 lbs          | 6.40         | 21,964,600           |
| By-Products             | 2002        |                    |                      | 225         | 1,109,475        |                 | 0.11         | 122,000              |
| <b>Grapefruit-White</b> | <b>2003</b> | <b>842</b>         | <b>842</b>           | <b>504</b>  | <b>424,368</b>   | <b>34 lbs</b>   | <b>7.34</b>  | <b>3,114,900</b>     |
| <b>By-Products</b>      | <b>2003</b> |                    |                      | <b>730</b>  | <b>614,660</b>   |                 | <b>0.98</b>  | <b>602,400</b>       |
| Grapefruit-White        | 2002        | 1,746              | 1,528                | 419         | 640,232          | 34 lbs          | 5.18         | 3,316,400            |
| By-Products             | 2002        |                    |                      | 222         | 339,216          |                 | 0.30         | 101,800              |
| <b>Lemons</b>           | <b>2003</b> | <b>8,348</b>       | <b>8,348</b>         | <b>596</b>  | <b>4,975,408</b> | <b>38 lbs</b>   | <b>5.27</b>  | <b>26,220,400</b>    |
| <b>By-Products</b>      | <b>2003</b> |                    |                      | <b>58</b>   | <b>484,184</b>   |                 | <b>0.35</b>  | <b>169,500</b>       |
| Lemons                  | 2002        | 7,694              | 7,049                | 428         | 3,016,972        | 38 lbs          | 10.39        | 31,346,300           |
| By-Products             | 2002        |                    |                      | 168         | 1,184,232        |                 | 0.51         | 604,000              |
| <b>Miscellaneous*</b>   | <b>2003</b> | <b>630</b>         | <b>630</b>           | <b>656</b>  | <b>413,280</b>   | <b>37.5 lbs</b> | <b>11.44</b> | <b>4,727,900</b>     |
| <b>By-Products</b>      | <b>2003</b> |                    |                      | <b>13</b>   | <b>8,190</b>     | <b>37.5 lbs</b> | <b>0.10</b>  | <b>800</b>           |
| Miscellaneous**         | 2002        | 96                 | 96                   | 392         | 37,632           | 37.5 lbs        | 17.60        | 662,100              |
| By-Products             | 2002        |                    |                      |             |                  | 37.5 lbs        |              |                      |
| <b>Oranges-Navel</b>    | <b>2003</b> | <b>3,460</b>       | <b>3,460</b>         | <b>503</b>  | <b>1,740,380</b> | <b>37.5 lbs</b> | <b>5.68</b>  | <b>9,885,400</b>     |
| <b>By-Products</b>      | <b>2003</b> |                    |                      | <b>351</b>  | <b>1,214,460</b> |                 | <b>0.63</b>  | <b>765,100</b>       |
| Oranges-Navel           | 2002        | 5,919              | 3,793                | 461         | 1,748,573        | 37.5 lbs        | 9.72         | 16,996,100           |
| By-Products             | 2002        |                    |                      | 283         | 1,073,419        |                 | 0.30         | 322,000              |
| <b>Oranges-Valencia</b> | <b>2003</b> | <b>2,752</b>       | <b>2,752</b>         | <b>344</b>  | <b>946,688</b>   | <b>37.5 lbs</b> | <b>4.97</b>  | <b>4,705,000</b>     |
| <b>By-Products</b>      | <b>2003</b> |                    |                      | <b>311</b>  | <b>855,872</b>   |                 | <b>1.32</b>  | <b>1,129,800</b>     |
| Oranges-Valencia        | 2002        | 6,582              | 3,758                | 311         | 1,168,738        | 37.5 lbs        | 8.20         | 9,583,700            |
| By-Products             | 2002        |                    |                      | 331         | 1,243,898        |                 | 0.85         | 1,057,300            |
| <b>Royal Mandarins</b>  | <b>2003</b> | <b>102</b>         | <b>102</b>           | <b>468</b>  | <b>47,736</b>    | <b>37.5 lbs</b> | <b>11.41</b> | <b>544,700</b>       |
| <b>By-Products</b>      | <b>2003</b> |                    |                      | <b>29</b>   | <b>2,958</b>     |                 | <b>5.00</b>  | <b>14,800</b>        |
| Royal Mandarins         | 2002        | 300                | 300                  | 402         | 120,600          | 37.5 lbs        | 6.08         | 733,200              |
| By-Products             | 2002        |                    |                      | 173         | 51,900           |                 | 0.33         | 17,100               |
| <b>Tangelos</b>         | <b>2003</b> | <b>584</b>         | <b>569</b>           | <b>314</b>  | <b>178,666</b>   | <b>30 lbs</b>   | <b>5.72</b>  | <b>1,022,000</b>     |
| <b>By-Products</b>      | <b>2003</b> |                    |                      | <b>117</b>  | <b>66,573</b>    |                 | <b>2.03</b>  | <b>135,100</b>       |
| Tangelos                | 2002        | 704                | 319                  | 307         | 97,933           | 30 lbs          | 7.93         | 776,600              |
| By-Products             | 2002        |                    |                      | 27          | 8,613            |                 | 0.34         | 2,900                |
| <b>Tangerines</b>       | <b>2003</b> | <b>1,791</b>       | <b>1,675</b>         | <b>376</b>  | <b>629,800</b>   | <b>25 lbs</b>   | <b>5.56</b>  | <b>3,501,700</b>     |
| <b>By-Products</b>      | <b>2003</b> |                    |                      | <b>132</b>  | <b>221,100</b>   |                 | <b>2.30</b>  | <b>508,500</b>       |
| Tangerines              | 2002        | 1,508              | 1,390                | 652         | 906,280          | 25 lbs          | 8.29         | 7,513,100            |
| By-Products             | 2002        |                    |                      | 291         | 404,490          |                 | 0.70         | 283,100              |
| <b>TOTAL</b>            | <b>2003</b> | <b>23,462</b>      | <b>23,321</b>        |             |                  |                 |              | <b>\$ 84,900,100</b> |
|                         | 2002        | 29,818             | 23,164               |             |                  |                 |              | 95,402,300           |

\* Includes: Grapefruit (Oro Blanco, Rio Red, Star), Oranges (Blood), Kumquats, Limes

\*\* Includes: Kumquats, Limes



## TREE AND VINE CROPS

|  | Year        | Planted<br>Acreage | Harvested<br>Acreage | Production          |                  | Value         |                 |                    |
|--|-------------|--------------------|----------------------|---------------------|------------------|---------------|-----------------|--------------------|
|  |             |                    |                      | Per<br>Acre         | Total            | Unit          | Per<br>Unit     | Total              |
| <b>Apples</b>  | <b>2003</b> | <b>68</b>          | <b>56</b>            | <b>92</b>           | <b>5,152</b>     | <b>40 lbs</b> | <b>12.80</b>    | <b>65,900</b>      |
|  | 2002        | 67                 | 67                   | 85                  | 5,695            |               | 11.47           | 65,300             |
| <b>Apricots</b>  | <b>2003</b> | <b>15</b>          | <b>15</b>            | <b>2</b>            | <b>30</b>        | <b>tons</b>   | <b>1,200.00</b> | <b>36,000</b>      |
|  | 2002        | Miscellaneous      |                      |                     |                  |               |                 |                    |
| <b>Avocados</b>  | <b>2003</b> | <b>7,642</b>       | <b>7,349</b>         | <b>259</b>          | <b>1,903,391</b> | <b>26 lbs</b> | <b>31.44</b>    | <b>59,842,600</b>  |
|  | 2002        | 7,785              | 7,199                | 200                 | 1,439,800        |               | 25.30           | 36,426,900         |
| <b>Cherries</b>  | <b>2003</b> | <b>25</b>          | <b>0</b>             | <b>Crop Failure</b> |                  | <b>18 lbs</b> | <b>0.00</b>     | <b>-</b>           |
|  | 2002        | 31                 | 27                   | 80                  | 2,160            |               | 36.00           | 77,800             |
| <b>Dates</b>   | <b>2003</b> | <b>4,140</b>       | <b>4,140</b>         | <b>4.52</b>         | <b>18,713</b>    | <b>tons</b>   | <b>1,950.00</b> | <b>36,490,000</b>  |
| <b>Culls</b>   | <b>2003</b> |                    |                      | <b>0.39</b>         | <b>1,615</b>     |               | <b>66.00</b>    | <b>106,600</b>     |
| Dates  | 2002        | 5,940              | 3,440                | 4.14                | 14,242           | tons          | 2,633.00        | 37,499,200         |
| Culls  | 2002        |                    |                      | 0.36                | 1,238            |               | 66.00           | 81,700             |
| <b>Grapes - Table</b>  |             |                    |                      |                     |                  |               |                 |                    |
| <b>Beauty Seedless</b>   | <b>2003</b> | <b>223</b>         | <b>223</b>           | <b>673</b>          | <b>150,079</b>   | <b>18 lbs</b> | <b>16.53</b>    | <b>2,480,800</b>   |
|  | 2002        | 253                | 253                  | 585                 | 148,005          |               | 15.02           | 2,223,000          |
| <b>Exotic</b>  | <b>2003</b> | <b>30</b>          | <b>30</b>            | <b>637</b>          | <b>19,110</b>    | <b>18 lbs</b> | <b>11.18</b>    | <b>213,600</b>     |
|  | 2002        | 67                 | 67                   | 799                 | 53,533           |               | 15.73           | 842,100            |
| <b>Flame Seedless</b>  | <b>2003</b> | <b>5,274</b>       | <b>5,274</b>         | <b>753</b>          | <b>3,971,322</b> | <b>18 lbs</b> | <b>14.25</b>    | <b>56,591,300</b>  |
|  | 2002        | 5,883              | 5,883                | 675                 | 3,971,025        |               | 12.87           | 51,107,100         |
| <b>Perlette</b>  | <b>2003</b> | <b>2,600</b>       | <b>2,600</b>         | <b>560</b>          | <b>1,456,000</b> | <b>18 lbs</b> | <b>13.37</b>    | <b>19,466,700</b>  |
|  | 2002        | 3,081              | 3,081                | 516                 | 1,589,796        |               | 12.19           | 19,379,600         |
| <b>Thompson Seedless</b>   | <b>2003</b> | <b>1,865</b>       | <b>1,865</b>         | <b>739</b>          | <b>1,378,235</b> | <b>18 lbs</b> | <b>15.68</b>    | <b>21,610,700</b>  |
|  | 2002        | 1,860              | 1,860                | 638                 | 1,186,680        |               | 14.52           | 17,230,600         |
| <b>Other Varieties</b>   | <b>2003</b> | <b>1,353</b>       | <b>1,353</b>         | <b>780</b>          | <b>1,055,340</b> | <b>18 lbs</b> | <b>14.76</b>    | <b>15,576,800</b>  |
|  | 2002        | 1,415              | 1,415                | 652                 | 922,580          |               | 14.15           | 13,054,500         |
| HARVESTED TABLE GRAPE ACREAGE SUPPLIED BY CALIFORNIA DESERT GRAPE ADMINISTRATIVE COMMITTEE |             |                    |                      |                     |                  |               |                 |                    |
| <b>Grapes - Wine</b>   | <b>2003</b> | <b>1,266</b>       | <b>1,176</b>         | <b>3.54</b>         | <b>4,163</b>     | <b>tons</b>   | <b>784.00</b>   | <b>3,263,800</b>   |
|  | 2002        | 1,288              | 1,250                | 4.16                | 5,200            |               | 676.54          | 3,518,000          |
| <b>Jojoba</b>  | <b>2003</b> | <b>150</b>         | <b>150</b>           | <b>200.00</b>       | <b>30,000</b>    | <b>1 lbs</b>  | <b>1.35</b>     | <b>40,500</b>      |
|  | 2002        | Miscellaneous      |                      |                     |                  |               |                 |                    |
| <b>Miscellaneous*</b>  | <b>2003</b> | <b>440</b>         | <b>70</b>            | <b>350</b>          | <b>24,500</b>    | <b>24 lbs</b> | <b>23.50</b>    | <b>575,800</b>     |
|  | 2002        | 686                | 465                  | 158                 | 73,470           |               | 18.79           | 1,380,500          |
| <b>Peaches - Freestone</b>   | <b>2003</b> | <b>40</b>          | <b>29</b>            | <b>240</b>          | <b>6,960</b>     | <b>22 lbs</b> | <b>12.00</b>    | <b>83,500</b>      |
|  | 2002        | 56                 | 53                   | 223                 | 11,819           |               | 10.31           | 121,900            |
| <b>Pears</b>   | <b>2003</b> | <b>19</b>          | <b>19</b>            | <b>180</b>          | <b>3,420</b>     | <b>22 lbs</b> | <b>11.00</b>    | <b>37,600</b>      |
|  | 2002        | Miscellaneous      |                      |                     |                  |               |                 |                    |
| <b>Persimmons</b>  | <b>2003</b> | <b>25</b>          | <b>25</b>            | <b>371</b>          | <b>9,275</b>     | <b>24 lbs</b> | <b>9.06</b>     | <b>84,000</b>      |
|  | 2002        | 39                 | 39                   | 383                 | 14,937           |               | 8.75            | 130,700            |
| <b>TOTAL</b>   | <b>2003</b> | <b>25,175</b>      | <b>24,374</b>        |                     |                  |               | <b>\$</b>       | <b>216,566,200</b> |
|  | 2002        | 28,451             | 25,099               |                     |                  |               |                 | 183,138,900        |

\* Includes: Jujubee, Mangoes, Nectarines, Plums, Walnuts. No Harvest (Figs, Olives)




## VEGETABLE, MELON & MISCELLANEOUS CROPS

|                              | Year        | Harvested<br>Acreage | Production   |                  | Unit          | Value        |                   |
|------------------------------|-------------|----------------------|--------------|------------------|---------------|--------------|-------------------|
|                              |             |                      | Per<br>Acre  | Total            |               | Per<br>Unit  | Total             |
| <b>Artichokes</b>            | <b>2003</b> | <b>671</b>           | <b>754</b>   | <b>505,934</b>   | <b>23 lbs</b> | <b>10.53</b> | <b>5,327,500</b>  |
|                              | 2002        | 798                  | 594          | 474,012          |               | 9.65         | 4,574,200         |
| <b>Beans-Green</b>           | <b>2003</b> | <b>845</b>           | <b>488</b>   | <b>412,360</b>   | <b>28 lbs</b> | <b>15.76</b> | <b>6,498,800</b>  |
|                              | 2002        | 464                  | 364          | 168,896          |               | 15.93        | 2,690,500         |
| <b>Broccoli</b>              | <b>2003</b> | <b>3,154</b>         | <b>575</b>   | <b>1,813,550</b> | <b>23 lbs</b> | <b>6.48</b>  | <b>11,751,800</b> |
|                              | 2002        | 2,815                | 545          | 1,534,175        |               | 9.22         | 14,145,100        |
| <b>Cabbage</b>               | <b>2003</b> | <b>65</b>            | <b>753</b>   | <b>48,945</b>    | <b>50 lbs</b> | <b>4.97</b>  | <b>243,300</b>    |
|                              | 2002        | 295                  | 547          | 161,365          |               | 4.69         | 756,800           |
| <b>Carrots</b>               | <b>2003</b> | <b>1,641</b>         | <b>810</b>   | <b>1,329,210</b> | <b>48 lbs</b> | <b>6.82</b>  | <b>9,065,200</b>  |
|                              | 2002        | 2,763                | 1,058        | 2,923,254        |               | 5.46         | 15,961,000        |
| <b>Cauliflower</b>           | <b>2003</b> | <b>928</b>           | <b>852</b>   | <b>790,656</b>   | <b>23 lbs</b> | <b>7.12</b>  | <b>5,629,500</b>  |
|                              | 2002        | 872                  | 830          | 723,760          |               | 9.32         | 6,745,400         |
| <b>Celery</b>                | <b>2003</b> | <b>315</b>           | <b>871</b>   | <b>274,365</b>   | <b>60 lbs</b> | <b>7.62</b>  | <b>2,090,700</b>  |
|                              | 2002        | 343                  | 1,224        | 419,832          |               | 7.33         | 3,077,400         |
| <b>Corn-Sweet</b>            | <b>2003</b> | <b>2,102</b>         | <b>335</b>   | <b>704,170</b>   | <b>45 lbs</b> | <b>7.16</b>  | <b>5,041,900</b>  |
|                              | 2002        | 2,004                | 325          | 651,300          |               | 6.82         | 4,441,900         |
| <b>Eggplant</b>              | <b>2003</b> | <b>208</b>           | <b>738</b>   | <b>153,504</b>   | <b>20 lbs</b> | <b>10.58</b> | <b>1,624,100</b>  |
|                              | 2002        | 190                  | 1,051        | 199,690          |               | 8.29         | 1,655,400         |
| <b>Lettuce<br/>Head</b>      | <b>2003</b> | <b>1,175</b>         | <b>444</b>   | <b>521,700</b>   | <b>50 lbs</b> | <b>4.88</b>  | <b>2,545,900</b>  |
|                              | 2002        | 1,178                | 442          | 520,676          |               | 7.56         | 3,936,300         |
| <b>Head-Shredding, Bulk</b>  | <b>2003</b> |                      | <b>Misc.</b> |                  |               |              |                   |
|                              | 2002        | 1,176                | 7.70         | 9,055            |               | 88.00        | 796,800           |
| <b>Loose Leaf</b>            | <b>2003</b> | <b>2,214</b>         | <b>948</b>   | <b>2,098,872</b> | <b>22 lbs</b> | <b>6.33</b>  | <b>13,285,900</b> |
|                              | 2002        | 2,368                | 1,065        | 2,521,920        |               | 10.48        | 26,429,700        |
| <b>Romaine</b>               | <b>2003</b> | <b>2,067</b>         | <b>827</b>   | <b>1,709,409</b> | <b>35 lbs</b> | <b>7.16</b>  | <b>12,239,400</b> |
|                              | 2002        | 1,741                | 897          | 1,561,677        |               | 10.83        | 16,913,000        |
| <b>Melons<br/>Cantaloupe</b> | <b>2003</b> | <b>2,486</b>         | <b>548</b>   | <b>1,362,328</b> | <b>40 lbs</b> | <b>6.85</b>  | <b>9,331,900</b>  |
|                              | 2002        | 3,015                | 474          | 1,429,110        |               | 5.57         | 7,960,100         |
| <b>Honeydew</b>              | <b>2003</b> | <b>1,508</b>         | <b>703</b>   | <b>1,060,124</b> | <b>29 lbs</b> | <b>5.64</b>  | <b>5,979,100</b>  |
|                              | 2002        | 1,235                | 660          | 815,100          |               | 4.72         | 3,847,300         |



## VEGETABLE, MELON & MISCELLANEOUS CROPS

|                            | Year        | Harvested<br>Acreage | Production    |                  | Unit           | Value         |                   |
|----------------------------|-------------|----------------------|---------------|------------------|----------------|---------------|-------------------|
|                            |             |                      | Per<br>Acre   | Total            |                | Per<br>Unit   | Total             |
| <b>Melons</b>              |             |                      |               |                  |                |               |                   |
| <b>Miscellaneous</b>       | <b>2003</b> | <b>865</b>           | <b>510</b>    | <b>441,150</b>   | <b>33 lbs</b>  | <b>6.76</b>   | <b>2,982,200</b>  |
|                            | 2002        | 1,231                | 366           | 450,546          |                | 6.55          | 2,951,100         |
| <b>Watermelon</b>          | <b>2003</b> | <b>1,681</b>         | <b>22</b>     | <b>36,982</b>    | <b>tons</b>    | <b>188.00</b> | <b>6,952,600</b>  |
|                            | 2002        | 1,874                | 27            | 51,160           |                | 234.22        | 11,982,700        |
| <b>By-Products</b>         | <b>2003</b> | <b>3,250</b>         | <b>1</b>      | <b>2,410</b>     | <b>tons</b>    | <b>220.00</b> | <b>530,200</b>    |
| <b>Miscellaneous*</b>      | <b>2003</b> | <b>1,406</b>         | <b>445</b>    | <b>625,670</b>   | <b>28 lbs</b>  | <b>4.51</b>   | <b>2,821,800</b>  |
|                            | 2002        | 1,493                | 580           | 865,940          |                | 8.88          | 7,689,500         |
| <b>Mushrooms</b>           | <b>2003</b> | <b>3</b>             | <b>18,330</b> | <b>54,990</b>    | <b>1 lbs</b>   | <b>2.43</b>   | <b>133,600</b>    |
| <b>Okra</b>                | <b>2003</b> | <b>73</b>            | <b>397</b>    | <b>28,981</b>    | <b>20 lbs</b>  | <b>14.00</b>  | <b>405,700</b>    |
|                            | 2002        | 163                  | 786           | 128,118          |                | 10.00         | 1,281,200         |
| <b>Onions-Dry</b>          | <b>2003</b> | <b>289</b>           | <b>624</b>    | <b>180,336</b>   | <b>50 lbs</b>  | <b>11.00</b>  | <b>1,983,700</b>  |
|                            | 2002        | 553                  | 1,043         | 576,779          |                | 6.14          | 3,541,400         |
| <b>Oriental Vegetables</b> | <b>2003</b> | <b>973</b>           | <b>1,124</b>  | <b>1,093,652</b> | <b>28 lbs</b>  | <b>13.39</b>  | <b>14,644,000</b> |
|                            | 2002        | 1,343                | 1,066         | 1,431,638        |                | 9.41          | 13,471,700        |
| <b>Peppers</b>             |             |                      |               |                  |                |               |                   |
| <b>Bell</b>                | <b>2003</b> | <b>2,715</b>         | <b>1,132</b>  | <b>3,073,380</b> | <b>30 lbs</b>  | <b>10.80</b>  | <b>33,192,500</b> |
|                            | 2002        | 2,402                | 1,261         | 3,028,922        |                | 9.97          | 30,198,400        |
| <b>Chili</b>               | <b>2003</b> |                      | <b>Misc.</b>  |                  |                |               |                   |
|                            | 2002        | 95                   | 1,681         | 159,695          |                | 2.25          | 359,300           |
| <b>Potatoes</b>            |             |                      |               |                  |                |               |                   |
| <b>Fall</b>                | <b>2003</b> | <b>1,534</b>         | <b>287</b>    | <b>440,258</b>   | <b>100 lbs</b> | <b>6.55</b>   | <b>2,883,700</b>  |
|                            | 2002        | 982                  | 298           | 292,636          |                | 14.94         | 4,372,000         |
| <b>Spring</b>              | <b>2003</b> | <b>825</b>           | <b>258</b>    | <b>212,850</b>   | <b>100 lbs</b> | <b>17.63</b>  | <b>3,752,500</b>  |
|                            | 2002        | 1,692                | 265           | 448,380          |                | 16.51         | 7,402,800         |
| <b>Pumpkins</b>            | <b>2003</b> | <b>179</b>           | <b>12</b>     | <b>2,148</b>     | <b>tons</b>    | <b>155.25</b> | <b>333,500</b>    |
|                            | 2002        | 187                  | 15            | 2,880            |                | 158.41        | 456,200           |
| <b>Radishes</b>            | <b>2003</b> | <b>97</b>            | <b>707</b>    | <b>68,579</b>    | <b>35 lbs</b>  | <b>9.45</b>   | <b>648,100</b>    |
|                            | 2002        |                      | Misc.         |                  |                |               |                   |
| <b>Spices</b>              | <b>2003</b> | <b>519</b>           | <b>84</b>     | <b>43,596</b>    | <b>28 lbs</b>  | <b>70.00</b>  | <b>3,051,700</b>  |
|                            | 2002        |                      | Misc.         |                  |                |               |                   |
| <b>Spinach</b>             | <b>2003</b> | <b>575</b>           | <b>1,091</b>  | <b>627,325</b>   | <b>30 lbs</b>  | <b>8.08</b>   | <b>5,068,800</b>  |
|                            | 2002        | 1,125                | 1,100         | 1,237,500        |                | 7.93          | 9,813,400         |



## VEGETABLE, MELON & MISCELLANEOUS CROPS

|                     | Year | Harvested<br>Acreage | Production  |         | Unit   | Value       |             |
|---------------------|------|----------------------|-------------|---------|--------|-------------|-------------|
|                     |      |                      | Per<br>Acre | Total   |        | Per<br>Unit | Total       |
| <b>Squash</b>       |      |                      |             |         |        |             |             |
| <b>Summer</b>       | 2003 | 286                  | 7           | 1,988   | tons   | 588.00      | 1,168,800   |
|                     | 2002 | 376                  | 705         | 265,080 | 28 lbs | 6.28        | 1,664,700   |
| <b>Winter</b>       | 2003 |                      | Misc.       |         |        |             |             |
|                     | 2002 | 70                   | 604         | 42,280  |        | 8.78        | 371,200     |
| <b>Strawberries</b> | 2003 | 304                  | 1,410       | 427,935 | 12 lbs | 11.50       | 4,921,300   |
|                     | 2002 | 236                  | 1,501       | 354,236 |        | 10.23       | 3,623,800   |
| <b>Tomatoes</b>     | 2003 | 263                  | 1,675       | 440,525 | 20 lbs | 6.52        | 2,872,200   |
|                     | 2002 | 281                  | 1,458       | 409,698 |        | 5.62        | 2,303,500   |
| <b>TOTAL</b>        | 2003 | 35,216               |             |         |        | \$          | 179,001,900 |
|                     | 2002 | 35,360               |             |         |        |             | 215,412,800 |

\* Includes: Beets, Endive, Escarole, Garlic, Lettuce-Bulk Shred, Melons-Crenshaw, Onions-Green, Parsley, Peas, Squash-Banana, Squash-Butternut, Other (Riverside, Coachella Districts)



## FIELD AND SEED CROPS

|                      | Year | Harvested<br>Acreage      | Production  |         | Unit    | Value       |            |
|----------------------|------|---------------------------|-------------|---------|---------|-------------|------------|
|                      |      |                           | Per<br>Acre | Total   |         | Per<br>Unit | Total      |
| <b>Cotton</b>        |      |                           |             |         |         |             |            |
| <b>Short Staple</b>  | 2003 | 13,139                    | 3.30        | 43,359  | 500 lbs | 310.00      | 13,441,200 |
|                      | 2002 | 9,091                     | 3.24        | 29,455  |         | 300.00      | 8,836,500  |
| <b>Seed</b>          | 2003 |                           | 1.32        | 17,343  | tons    | 130.00      | 2,254,600  |
|                      | 2002 |                           | 1.22        | 11,091  |         | 130.00      | 1,441,800  |
| <b>Grain</b>         |      |                           |             |         |         |             |            |
| <b>Barley</b>        | 2003 | 402                       | 2.33        | 937     | tons    | 114.00      | 106,800    |
|                      | 2002 | 216                       | 2.45        | 529     |         | 103.41      | 54,700     |
| <b>Milo Maize</b>    | 2003 |                           | None        |         | tons    |             |            |
|                      | 2002 | 332                       | 2.00        | 664     |         | 101.00      | 67,100     |
| <b>Oat</b>           | 2003 | 415                       | 0.95        | 394     | tons    | 92.00       | 36,300     |
|                      | 2002 | No harvest due to drought |             |         |         |             |            |
| <b>Wheat</b>         | 2003 | 26,987                    | 1.84        | 49,656  | tons    | 140.00      | 6,951,900  |
|                      | 2002 | 5,727                     | 3.00        | 17,181  |         | 135.00      | 2,319,400  |
| <b>Hay</b>           |      |                           |             |         |         |             |            |
| <b>Alfalfa</b>       | 2003 | 55,558                    | 8.70        | 483,355 | tons    | 80.50       | 38,910,000 |
|                      | 2002 | 58,379                    | 8.80        | 513,735 |         | 91.75       | 47,135,200 |
| <b>Barley</b>        | 2003 | 2,250                     | 2.06        | 4,635   | tons    | 107.00      | 495,900    |
|                      | 2002 | 1,017                     | 1.00        | 1,017   |         | 90.00       | 91,500     |
| <b>Bermuda Grass</b> | 2003 | 1,779                     | 5.50        | 9,785   | tons    | 80.00       | 782,800    |
|                      | 2002 | 1,481                     | 6.60        | 9,775   |         | 80.00       | 782,000    |






## FIELD AND SEED CROPS

|                              | Year        | Harvested<br>Acreage | Production  |         | Unit  | Value       |                   |
|------------------------------|-------------|----------------------|-------------|---------|-------|-------------|-------------------|
|                              |             |                      | Per<br>Acre | Total   |       | Per<br>Unit | Total             |
| <b>Hay</b>                   |             |                      |             |         |       |             |                   |
| Klein Grass                  | 2003        | 2,288                | 9.50        | 21,736  | tons  | 87.00       | 1,891,000         |
|                              | 2002        | 2,421                | 9.00        | 21,789  |       | 86.00       | 1,873,900         |
| Oat                          | 2003        | 2,208                | 2.74        | 6,050   | tons  | 105.00      | 635,200           |
|                              | 2002        | 1,238                | 1.82        | 2,253   |       | 96.99       | 218,500           |
| Sudan                        | 2003        | 1,491                | 5.20        | 7,753   | tons  | 98.00       | 759,800           |
|                              | 2002        | 1,347                | 4.60        | 6,196   |       | 81.00       | 501,900           |
| Straw-Other                  | 2003        | 1,007                | 1.80        | 1,813   | tons  | 38.00       | 68,900            |
|                              | 2002        | 567                  | 1.50        | 851     |       | 30.00       | 25,500            |
| Timothy Grass                | 2003        | 514                  | 3.70        | 1,902   | tons  | 200.00      | 380,400           |
|                              | 2002        |                      | Misc.       |         |       |             |                   |
| Miscellaneous*               | 2003        | 1,115                | 1.20        | 1,338   | tons  | 169.00      | 226,100           |
|                              | 2002        | 1,800                | 13.74       | 24,732  |       | 39.05       | 965,800           |
| Pasture-Irrigated            | 2003        | 15,550               |             | 15,550  | acres | 122.00      | 1,897,100         |
|                              | 2002        | 15,500               |             | 15,500  |       | 122.00      | 1,891,000         |
| Rangeland                    | 2003        | 40,000               |             | 40,000  | acres | 5.00        | 200,000           |
|                              | 2002        | 40,000               |             | 40,000  |       | 0.00        | -                 |
| <b>Silage and Green Chop</b> |             |                      |             |         |       |             |                   |
| Alfalfa                      | 2003        | 1,720                | 31.70       | 54,524  | tons  | 28.40       | 1,548,500         |
|                              | 2002        | 4,256                | 28.85       | 122,786 |       | 28.67       | 3,520,300         |
| Barley                       | 2003        | 345                  | 4.51        | 1,556   | tons  | 16.00       | 24,900            |
|                              | 2002        | 1,430                | 8.46        | 12,098  |       | 20.07       | 242,800           |
| Corn                         | 2003        | 1,488                | 21.50       | 31,992  | tons  | 30.20       | 966,200           |
|                              | 2002        | 1,744                | 23.15       | 40,374  |       | 29.31       | 1,183,400         |
| Oat                          | 2003        | 508                  | 7.00        | 3,556   | tons  | 16.00       | 56,900            |
|                              | 2002        |                      | None        |         |       |             |                   |
| Sorghum                      | 2003        | 305                  | 17.70       | 5,399   | tons  | 23.00       | 124,200           |
|                              | 2002        |                      | Misc.       |         |       |             |                   |
| Sudan                        | 2003        | 20                   | 20.00       | 400     | tons  | 15.00       | 6,000             |
|                              | 2002        | 90                   | 16.67       | 1,500   |       | 21.80       | 32,700            |
| Wheat                        | 2003        | 6,311                | 10.30       | 65,003  | tons  | 21.00       | 1,365,100         |
|                              | 2002        |                      | Misc.       |         |       |             |                   |
| <b>Seed</b>                  |             |                      |             |         |       |             |                   |
| Bermuda Grass                | 2003        | 1,178                | 314.00      | 369,892 | lbs   | 1.52        | 562,200           |
|                              | 2002        | 1,029                | 503.00      | 517,587 |       | 1.50        | 776,400           |
| <b>TOTAL</b>                 | <b>2003</b> | <b>176,578</b>       |             |         |       | <b>\$</b>   | <b>73,692,000</b> |
|                              | 2002        | 147,665              |             |         |       |             | 71,960,400        |

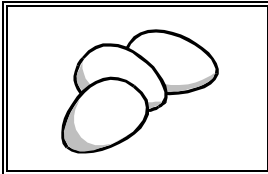
\* Includes: Hay-4 Way, Peanuts-Seed, Peanuts-Straw, Safflower



## LIVESTOCK AND POULTRY

|                   | Year | Number of Head | Total Liveweight | Unit | Value    |           |
|-------------------|------|----------------|------------------|------|----------|-----------|
|                   |      |                |                  |      | Per Unit | Total     |
| Cattle and Calves | 2003 | 2,600          | 20,100           | cwt  | 38.00    | 763,800   |
|                   | 2002 | 10,000         | 50,000           |      | 50.00    | 2,500,000 |
| Sheep and Lambs   | 2003 | 77,100         | 96,700           | cwt  | 87.00    | 8,412,900 |
|                   | 2002 | 59,000         | 67,180           |      | 66.02    | 4,435,200 |
| Other Livestock*  | 2003 | 35,000         | 350              | cwt  | 440.00   | 154,000   |
|                   | 2002 | 260,000        | 18,200           |      | 6.60     | 120,100   |
| <b>TOTAL</b>      | 2003 |                |                  |      | \$       | 9,330,700 |
|                   | 2002 |                |                  |      |          | 7,055,300 |

\*Ducks, Hogs, Rabbits, Squab, Gamebirds




## LIVESTOCK AND POULTRY PRODUCTS

|                   | Year | Production  | Unit  | Value    |             |
|-------------------|------|-------------|-------|----------|-------------|
|                   |      |             |       | Per Unit | Total       |
| Eggs*             | 2003 | 125,532,000 | dozen | 0.59     | 74,063,900  |
|                   | 2002 | 140,800,000 |       | 0.43     | 60,544,000  |
| Milk**            | 2003 | 17,023,245  | cwt   | 11.99    | 204,108,700 |
|                   | 2002 | 18,907,000  |       | 12.05    | 227,829,400 |
| Other Products*** | 2003 |             |       |          | 405,300     |
|                   | 2002 |             |       |          | 500,000     |
| <b>TOTAL</b>      | 2003 |             |       | \$       | 278,577,900 |
|                   | 2002 |             |       |          | 288,873,400 |

\*Information Supplied by: University of California Cooperative Extension Services.

\*\*Information Supplied by: California Agricultural Statistics Service.

\*\*\*Hides, Manure, and Wool.



## AQUACULTURE

|                | Year | Production | Unit | Value    |            |
|----------------|------|------------|------|----------|------------|
|                |      |            |      | Per Unit | Total      |
| Carp           | 2003 | 200,523    | lbs  | 2.24     | 449,200    |
| Catfish        | 2003 | 923,344    | lbs  | 1.87     | 1,726,700  |
| Miscellaneous* | 2003 | 3,828,800  | lbs  | 2.73     | 10,452,600 |
| Tilapia        | 2003 | 1,572,914  | lbs  | 2.10     | 3,303,100  |
| <b>Total</b>   | 2003 | 6,525,581  |      | \$       | 15,931,600 |
|                | 2002 | 7,407,983  |      |          | 15,757,600 |

\* Includes Bass, Goldfish, Trout



## NURSERY STOCK PRODUCTION

|                                   | Year        | Acres        | Production         | Unit               | Valuation             |
|-----------------------------------|-------------|--------------|--------------------|--------------------|-----------------------|
| <b>Ornamental Nursery Stock</b>   | <b>2003</b> | <b>3,582</b> | <b>19,776,153</b>  | <b>various</b>     | <b>146,039,600</b>    |
|                                   | 2002        | 2,730        | 16,158,792         |                    | 133,088,900           |
| <b>Cut Flowers and Cut Greens</b> | <b>2003</b> | <b>353</b>   | <b>2,656,100</b>   | <b>cuttings</b>    | <b>1,649,900</b>      |
|                                   | 2002        | 293          | 2,405,000          |                    | 1,475,700             |
| <b>Christmas Trees (cut)</b>      | <b>2003</b> | <b>24</b>    | <b>4,522</b>       | <b>each</b>        | <b>162,700</b>        |
|                                   | 2002        | 121          | 3,068              |                    | 96,900                |
| <b>Turf</b>                       | <b>2003</b> | <b>3,552</b> | <b>149,615,325</b> | <b>square feet</b> | <b>30,731,100</b>     |
|                                   | 2002        | 3,509        | 202,170,720        |                    | 43,800,000            |
| <b>Farm Planting Stock</b>        | <b>2003</b> | <b>100</b>   | <b>1,862,500</b>   | <b>various</b>     | <b>27,263,000</b>     |
|                                   | 2002        | 83           | 583,500            |                    | 4,612,100             |
| <b>TOTAL</b>                      | <b>2003</b> | <b>7,611</b> |                    |                    | <b>\$ 205,846,300</b> |
|                                   | 2002        | 6,736        |                    |                    | 183,073,600           |



## APICULTURE

|                                       | Year        | Production       | Unit            | Value        |                     |
|---------------------------------------|-------------|------------------|-----------------|--------------|---------------------|
|                                       |             |                  |                 | Per<br>Unit  | Total               |
| <b>Honey</b>                          | <b>2003</b> | <b>1,909,200</b> | <b>lbs</b>      | <b>1.25</b>  | <b>2,386,500</b>    |
|                                       | 2002        | 1,900,000        |                 | 1.05         | 1,995,000           |
| <b>Beeswax</b>                        | <b>2003</b> | <b>31,820</b>    | <b>lbs</b>      | <b>1.00</b>  | <b>31,800</b>       |
|                                       | 2002        | 47,000           |                 | 1.00         | 47,000              |
| <b>Queen Cells</b>                    | <b>2003</b> | <b>3,000</b>     | <b>queens</b>   | <b>1.50</b>  | <b>4,500</b>        |
|                                       | 2002        | 1,200            |                 | 1.50         | 1,800               |
| <b>Fees Collected for Pollination</b> | <b>2003</b> | <b>28,700</b>    | <b>colonies</b> | <b>38.25</b> | <b>1,097,800</b>    |
|                                       | 2002        | 20,000           |                 | 38.00        | 760,000             |
| <b>Total Colonies</b>                 | <b>1998</b> | <b>31,820</b>    |                 |              |                     |
|                                       | 2002        | 21,000           |                 |              |                     |
| <b>TOTAL</b>                          | <b>2003</b> |                  |                 |              | <b>\$ 3,520,600</b> |
|                                       | 2002        |                  |                 |              | 2,803,800           |

## DISTRICT VALUATIONS - AGRICULTURAL CROPS

| District                    | 1999               | 2000               | 2001               | 2002               | 2003               |
|-----------------------------|--------------------|--------------------|--------------------|--------------------|--------------------|
| Riverside/Corona            | \$ 31,464,000      | \$ 31,203,800      | \$ 49,707,800      | \$ 84,200,000      | \$ 97,390,900      |
| San Jacinto/Temecula Valley | 94,443,000         | 102,293,100        | 138,802,600        | 145,426,200        | 164,934,800        |
| Coachella Valley            | 427,605,600        | 324,729,300        | 450,695,100        | 425,631,400        | 405,575,900        |
| Palo Verde Valley           | 90,393,100         | 93,876,000         | 99,073,100         | 93,716,800         | 91,978,200         |
| <b>Total Crop Valuation</b> | <b>643,905,700</b> | <b>552,102,200</b> | <b>738,278,600</b> | <b>748,974,400</b> | <b>759,879,800</b> |

## ACREAGE STATISTICS

| Crop                         | 1999           | 2000           | 2001           | 2002           | 2003           |
|------------------------------|----------------|----------------|----------------|----------------|----------------|
| Citrus                       | 30,757         | 30,653         | 30,011         | 29,818         | 23,462         |
| Tree and Vine                | 29,942         | 28,405         | 26,538         | 28,451         | 25,175         |
| Vegetable, Melons, Misc.     | 48,008         | 45,405         | 41,738         | 35,360         | 35,216         |
| Field and Seed               | 210,463        | 163,861        | 187,045        | 147,665        | 176,578        |
| <b>Total Planted Acreage</b> | <b>319,170</b> | <b>268,324</b> | <b>285,332</b> | <b>241,294</b> | <b>260,431</b> |

## TOTAL VALUATION - F.O.B.

| Crop                     | 1999                 | 2000                 | 2001                 | 2002                 | 2003                 |
|--------------------------|----------------------|----------------------|----------------------|----------------------|----------------------|
| Citrus                   | \$118,236,100        | \$114,572,900        | \$130,221,100        | \$95,402,300         | \$84,900,100         |
| Tree and Vine            | 224,383,600          | 177,390,100          | 191,579,100          | 183,138,900          | 216,566,200          |
| Vegetable, Melons, Misc. | 238,001,400          | 193,720,100          | 196,785,100          | 215,412,800          | 179,001,900          |
| Field and Seed           | 64,554,300           | 66,921,500           | 80,215,900           | 71,960,400           | 73,692,000           |
| Nursery                  | 90,377,000           | 107,520,300          | 138,371,300          | 183,073,600          | 205,846,300          |
| Apiculture               | 5,572,000            | 4,269,200            | 4,740,000            | 2,803,800            | 3,520,600            |
| Aquaculture              | 16,006,800           | 17,174,700           | 15,412,400           | 15,757,600           | 15,931,600           |
| <b>Total Crop</b>        | <b>757,131,200</b>   | <b>681,568,800</b>   | <b>757,324,900</b>   | <b>767,549,400</b>   | <b>779,458,700</b>   |
| Livestock and Poultry    | 440,230,900          | 366,992,800          | 367,583,500          | 295,928,700          | 287,908,600          |
| <b>GRAND TOTAL</b>       | <b>1,197,362,100</b> | <b>1,048,561,600</b> | <b>1,124,908,400</b> | <b>1,063,478,100</b> | <b>1,067,367,300</b> |

## RIVERSIDE COUNTY LEADING AGRICULTURAL VALUATIONS

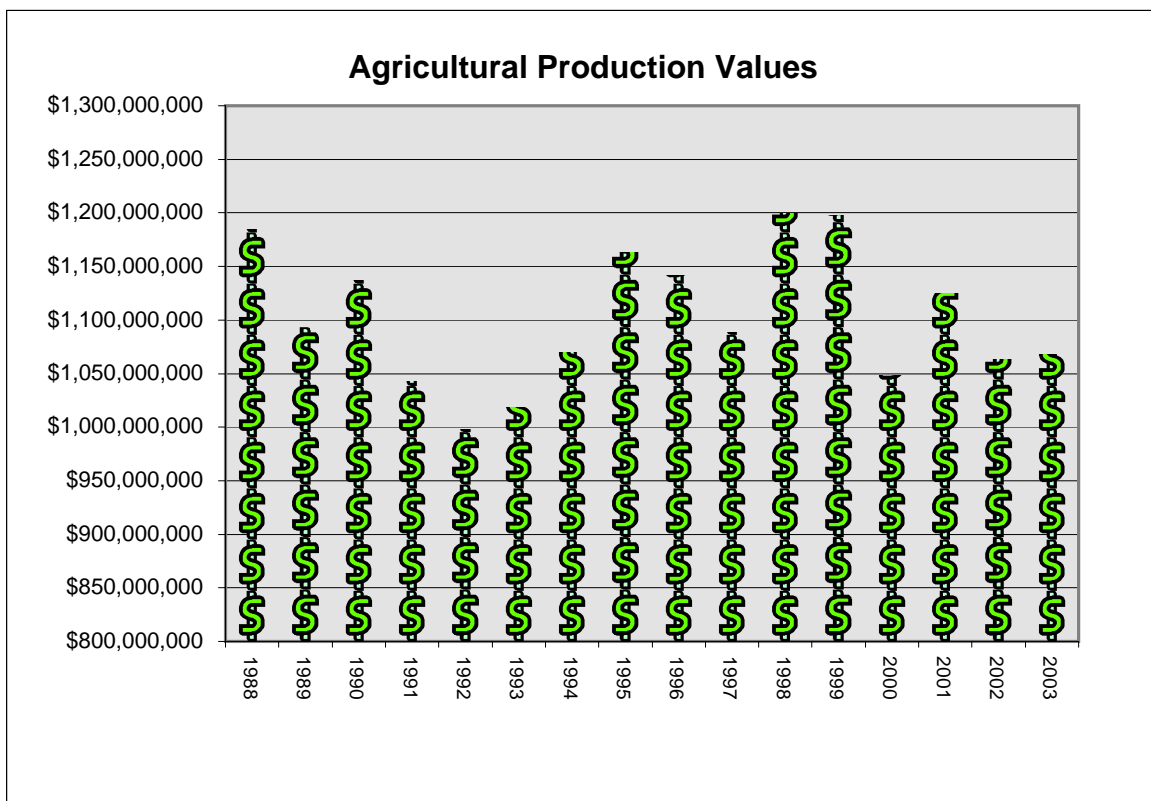
| <u>2002</u> |                      | <u>2003</u>    |                        |                |
|-------------|----------------------|----------------|------------------------|----------------|
| 1           | Milk                 | \$ 227,829,400 | 1 Nursery              | \$ 205,846,300 |
| 2           | Nursery              | 183,073,600    | 2 Milk                 | 204,108,700    |
| 3           | Grapes, Table        | 103,836,900    | 3 Grapes, Table        | 115,939,900    |
| 4           | Eggs                 | 60,544,000     | 4 Eggs                 | 74,063,900     |
| 5           | Hay, all             | 50,757,900     | 5 Avocados             | 59,842,600     |
| 6           | Dates                | 37,580,900     | 6 Hay, all             | 43,924,000     |
| 7           | Avocados             | 36,426,900     | 7 Dates                | 36,596,600     |
| 8           | Lemons               | 31,950,300     | 8 Peppers, Bell        | 33,192,500     |
| 9           | Peppers, Bell        | 30,198,400     | 9 Grapefruit, all      | 31,569,400     |
| 10          | Lettuce, Loose Leaf  | 26,429,700     | 10 Lemons              | 26,389,900     |
| 11          | Grapefruit, All      | 25,504,800     | 11 Melons, all         | 25,776,000     |
| 12          | Oranges, Navel       | 17,318,100     | 12 Aquaculture         | 15,931,600     |
| 13          | Lettuce, Romaine     | 16,913,000     | 13 Cotton, all         | 15,695,800     |
| 14          | Carrots              | 15,961,000     | 14 Oriental Vegetables | 14,644,000     |
| 15          | Aquaculture Products | 15,757,600     | 15 Lettuce, Loose Leaf | 13,285,900     |
| 16          | Broccoli             | 14,145,100     | 16 Lettuce, Romaine    | 12,239,400     |
| 17          | Oriental Vegetables  | 13,471,700     | 17 Broccoli            | 11,751,800     |
| 18          | Watermelons          | 11,982,700     | 18 Oranges, Navel      | 10,650,500     |
| 19          | Potatoes             | 11,774,800     | 19 Carrots             | 9,331,900      |
| 20          | Oranges, Valencia    | 10,641,000     | 20 Sheep & Lambs       | 8,412,900      |

## CALIFORNIA'S LEADING AGRICULTURAL COUNTIES BY TOTAL VALUE OF PRODUCTION

| <u>RANK</u> | <u>2000</u>      |               | <u>2001</u>      |               | <u>2002</u>      |               |
|-------------|------------------|---------------|------------------|---------------|------------------|---------------|
|             | <u>COUNTY</u>    | <u>VALUE</u>  | <u>COUNTY</u>    | <u>VALUE</u>  | <u>COUNTY</u>    | <u>VALUE</u>  |
| 1           | Fresno           | 3,425,926,000 | Tulare           | 3,493,010,000 | Fresno           | 3,418,788,000 |
| 2           | Tulare           | 3,068,063,000 | Fresno           | 3,218,681,000 | Tulare           | 3,201,722,000 |
| 3           | Monterey         | 2,923,393,000 | Monterey         | 2,746,251,000 | Monterey         | 2,812,073,000 |
| 4           | Kern             | 2,213,200,000 | Kern             | 2,254,322,000 | Kern             | 2,586,437,000 |
| 5           | Merced           | 1,538,545,000 | Merced           | 1,703,044,000 | Merced           | 1,730,726,000 |
| 6           | San Joaquin      | 1,348,724,000 | San Joaquin      | 1,389,889,000 | Stanislaus       | 1,367,971,000 |
| 7           | San Diego        | 1,254,389,000 | Stanislaus       | 1,353,300,000 | San Joaquin      | 1,343,818,000 |
| 8           | Stanislaus       | 1,197,302,000 | San Diego        | 1,289,708,000 | San Diego        | 1,297,280,000 |
| 9           | <b>Riverside</b> | 1,048,590,000 | <b>Riverside</b> | 1,124,929,000 | Imperial         | 1,224,109,000 |
| 10          | Ventura          | 1,047,128,000 | Ventura          | 1,053,714,000 | Ventura          | 1,161,139,000 |
| 11          |                  |               |                  |               | <b>Riverside</b> | 1,063,521,000 |

# RIVERSIDE COUNTY AGRICULTURAL PRODUCTION VALUES 1988-2003

| <u>YEAR</u> | <u>VALUE</u>    | <u>STATE RANK</u> |
|-------------|-----------------|-------------------|
| 1988        | \$1,184,000,300 | 4                 |
| 1989        | \$1,092,781,100 | 5                 |
| 1990        | \$1,137,174,100 | 5                 |
| 1991        | \$1,042,326,900 | 6                 |
| 1992        | \$997,653,500   | 7                 |
| 1993        | \$1,018,641,000 | 9                 |
| 1994        | \$1,069,323,000 | 8                 |
| 1995        | \$1,163,430,300 | 7                 |
| 1996        | \$1,141,819,800 | 8                 |
| 1997        | \$1,087,920,000 | 9                 |
| 1998        | \$1,199,506,700 | 8                 |
| 1999        | \$1,197,362,000 | 9                 |
| 2000        | \$1,048,561,600 | 9                 |
| 2001        | \$1,124,908,400 | 9                 |
| 2002        | \$1,063,478,000 | 11                |
| 2003        | \$1,067,367,300 |                   |





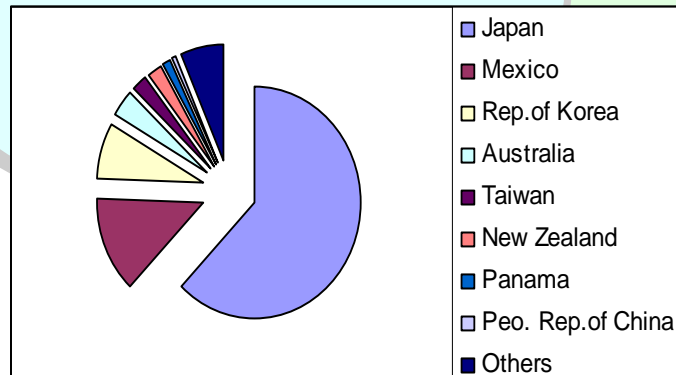
# PHYTOSANITARY EXPORT CERTIFICATION – 2003

## Export Countries

|                    |             |                        |                      |
|--------------------|-------------|------------------------|----------------------|
| Australia          | El Salvador | Malaysia               | Singapore            |
| Austria            | France      | Mexico                 | Spain                |
| Bahamas            | Germany     | Morocco                | Sri Lanka            |
| Bangladesh         | Ghana       | Netherlands            | St. Lucia            |
| Belgium            | Guatemala   | New Zealand            | Suriname             |
| Belize             | Honduras    | No. Mariana Islands    | Switzerland          |
| Burkina Faso       | India       | Oman                   | Taiwan               |
| Canada             | Indonesia   | Panama                 | Thailand             |
| Chile              | Italy       | People's Rep. of China | Trinidad & Tobago    |
| Colombia           | Jamaica     | Peru                   | Turkey               |
| Costa Rica         | Japan       | Philippines            | United Arab Emirates |
| Dominican Republic | Kuwait      | Republic of Korea      | United Kingdom       |
| Ecuador            | Lebanon     | Saudi Arabia           | Vietnam              |

## Commodities Certified

|                       |                  |                     |                  |
|-----------------------|------------------|---------------------|------------------|
| Alfalfa Hay           | Celery           | Date Palm Offshoots | Onion Seed       |
| Artichokes            | Celery Seedlings | Dates               | Peppers          |
| Avocados              | Citrus Budwood   | Dried Flowers       | Pepper Seedlings |
| Bean Seed             | Citrus Fruit     | Eggplant Seedlings  | Radish Seeds     |
| Broccoli              | Citrus Leaves    | Grapes              | Watermelons      |
| Cantaloupes           | Citrus Seedlings | Honeydew Melons     |                  |
| Carrots               | Corn             | Lettuce             |                  |
| Cauliflower           | Cottonseed       | Mangos              |                  |
| Cauliflower Seedlings | Cottonseed Hulls | Nursery Stock       |                  |





# SUSTAINABLE AGRICULTURE

## ORGANIC FARMING

81 Organic producers registered in Riverside County.

### PEST DETECTION (Commercial and Urban)

| <u>Activity</u>                             | <u>Hours</u>   |
|---|----------------|
| Commercial Crops                            | 181.0          |
| Public Contact                              | 36.5           |
| Special Surveys:                            |                |
| Tristeza (Residential)                      | 28.0           |
| Citrus Leaf Miner                           | 64.5           |
| Scientific Evaluation Trapping              | 1222.6         |
| Red Imported Fire Ant                       | 8882.5         |
| Citrus Tristeza Indexing (Coachella Valley) | <u>Numbers</u> |
| Commercial                                  |                |
| Properties tested                           | 51             |
| Acres sampled                               | 1106           |
| Samples tested biochemically                | 7034           |
| "Positive" samples                          | 0              |
| Residential                                 |                |
| Properties tested                           | 100            |
| Trees surveyed                              | 100            |
| Samples tested biochemically                | 100            |
| "Positive" samples                          | 1              |

### PEST DETECTION (Exotic Insects)

| <u>Pest</u>             | <u>Trap Servicings</u> |
|-------------------------|------------------------|
| European Corn Borer     | 180                    |
| Gypsy Moth              | 49                     |
| Khapra Beetle           | 74                     |
| Medfly (Grapes, Citrus) | 3,686                  |

### PEST EXCLUSION (Incoming plant shipments)

| <u>Units profiled</u> | <u>Units inspected</u> | <u>Rejections</u> |
|-----------------------|------------------------|-------------------|
| 2,938                 | 1,713                  | 24                |

### PEST ABATEMENT

| <u>Pest</u>                | <u>Properties</u> |
|----------------------------|-------------------|
| California Red Scale       | 4                 |
| Sting Nematode             | 8                 |
| Citrus Tristeza Virus      | 1                 |
| Glassy-winged sharpshooter | 1                 |
| Abandoned vineyard         | 2                 |

## BIOLOGICAL CONTROL OF WEEDS

| <u>Pest</u>        | <u>Control Agent</u>   |
|--------------------|--|
| Yellow starthistle | <i>Bangasternus orientalis</i><br><i>Eustenopus villosus</i> |

## BIOLOGICAL CONTROL OF INSECTS AND SNAILS

| <u>Pest</u>                    | <u>Control Agent</u>   |
|--------------------------------|--|
| Black scale                    | <i>Metaphycus elvulus</i>  |
| Brown soft scale               | <i>Metaphycus uteolus</i>  |
| California red scale           | <i>Aphytis melinus</i>   |
| Citrus mealybug                | <i>Cryptolaemus montrouzieri</i>   |
| Cottony cushion scale          | <i>Encarsia sp.</i><br><i>Cryptochaetum iceryae</i>  |
| Eucalyptus longhorned borer    | <i>Avetianella longoi</i><br><i>Jarra phoracantha</i>  |
| Mosquitoes                     | <i>Syngaster lepidus</i><br><i>Aedes vexans</i><br><i>Culex quinquefasciatus</i><br><i>Bacillus thur. israelensis</i><br><i>Culex tarsalis</i><br><i>Gambusia affinis</i><br><i>Psorophora columbiae</i><br><i>Psytalia concolor</i> |
| Olive Fruit fly                | <i>Galendromus annectens</i>   |
| Persea mite                    | <i>Galendromus helveolus</i><br><i>Galendromus pilosus</i><br><i>Psyllaephagus bliteus</i>   |
| Red gum lerp psyllid           | <i>Phytoseiulus persimilis</i>   |
| Two spotted spider mite        | <i>Galendromus occidentalis</i><br><i>Cryptolaemus montrouzieri</i>  |
| Vine mealybug                  | <i>Ametadoria harrisinae</i>   |
| Western grapeleaf skeletonizer | <i>Apanteles harrisinae</i>  |
| Woolly whitefly                | <i>Amitus spiniferus</i><br><i>Cales noacki</i>  |
| Brown garden snail             | <i>Rumina decollata</i>  |

## OTHER

Enforcement of County ordinances to control Lettuce Mosaic Virus, agricultural grading, land application of manure and biosolids, cotton plowdown, blowing dust, and beekeeping.

## **STAFF MEMBERS – 2003**

### **Agricultural Commissioner/Sealer of Weights and Measures**

John Snyder

### **Assistant Agricultural Commissioner**

Dustin Wiley

### **Deputy Agricultural Commissioners/Sealers**

Bill Oesterlein

Bill Tracy

Vacant (2)

### **Supervising Agricultural & Standards Investigators**

Don Domenigoni

Bob Mulherin

Gursewak Sidhu

Sue Weber

### **Agricultural & Standards Investigators**

Rick Allert  
Jennifer Chandler  
Dia Elseewi  
Tom Finan  
Julius Francisco  
Erin Freeman  
Dean Gottlieb  
Charles Hardesty

Tom Hought  
Charles Kregl  
Michael Lahti  
Stuart Lease  
Arturo Lomeli  
Debbie May  
Dennis Miller

Victor Miranda  
Keith Selnick  
Richard Shaffer  
Hugo Soto  
Michele Tracy  
Lily Vargas  
Tom Vizthum  
Lena Wages

### **Weights and Measures Inspector**

Doug Simmons

### **Agricultural Inspectors**

Steve Bennett  
Mike Dishman  
Laura Doughty

Brad Eldridge  
James Holland  
Steve Oliver

Angel Orozco  
Mike Madiel  
Gene White

### **Clerical Support Staff**

Camille Alexen  
Debbie Boyer  
Elisa Monteil  
Cynthia Ramos

Billie Seale  
Johanna Starks  
Patrice Wyatt